






Model Name		2019 NEW MAZDA CX-5 2.0L GL SKYACTIV-G	2019 NEW MAZDA CX-5 2.0L GLS SKYACTIV-G	2019 NEW MAZDA CX-5 2.5L GLS SKYACTIV-G	2019 NEW MAZDA CX-5 2.5L TURBO	2019 NEW MAZDA CX-5 2.2L GLS SKYACTIV-D
Model Code		KW85MM1	KW85MM2	KW86MM1	KW87MM1	KW88MM1
Assembly		CKD	CKD	CKD	CKD	CKD
POWERTRAIN						
Engine Type		SKYACTIV®-G 2.0L DOHC 16-Valve 4 Cylinder With VVT	SKYACTIV®-G 2.0L DOHC 16-Valve 4 Cylinder With VVT	SKYACTIV®-G 2.5L DOHC 16-Valve 4 Cylinder With VVT	SKYACTIV®-G 2.5L Turbo DOHC 16-Valve 4 Cylinder With VVT	SKYACTIV®-D 2.2L DOHC 16-Valve 4 Cylinder
Engine Capacity	cc	1,998	1,998	2,488	2,488	2,191
Maximum Power	Hp / RPM	162/6,000	162/6,000	192/6,000	228/5,000	188/4,500
Maximum Torque	Nm / RPM	213/4,000	213/4,000	258/4,000	420/2,000	450/2,000
Maximum Speed	Km/h	176	176	196	226	211
Compression Ratio		13.0 : 1	13.0 : 1	13.0 : 1	10.5 : 1	14.0 : 1
Bore x Stroke	mm	83.5 x 91.2	83.5 x 91.2	89 x 100	89 x 100	86 x 94.3
Drivetrain		2WD	2WD	2WD	AWD	2WD
Transmission		SKYACTIV DRIVE 6-Speed Automatic with Manual Shift Mode	SKYACTIV DRIVE 6-Speed Automatic with Manual Shift Mode	SKYACTIV DRIVE 6-Speed Automatic with Manual Shift Mode	SKYACTIV DRIVE 6-Speed Automatic with Manual Shift Mode	SKYACTIV DRIVE 6-Speed Automatic with Manual Shift Mode
Fuel Type		Petrol	Petrol	Petrol	Petrol	Diesel
Recommended Fuel		Min. Ron95	Min. Ron95	Min. Ron95	Min. Ron95	Euro 5 Diesel
Fuel Efficiency*		6.9L/100km	6.9L/100km	7.3L/100km	8.2L/100km	5.5L/100km
Fuel Test Method		UN R101	UN R101	UN R101	UN R101	UN R101
Fuel System		Direct Injection	Direct Injection	Direct Injection	Direct Injection	Direct Injection
Fuel Tank Capacity	Litres	56	56	56	58	56
CHASSIS						
Brake Type		Front: Ventilated Disc Rear: Solid Disc	Front: Ventilated Disc Rear: Solid Disc	Front: Ventilated Disc Rear: Solid Disc	Front: Ventilated Disc Rear: Solid Disc	Front: Ventilated Disc Rear: Solid Disc
Suspension Type		Front: MacPherson Struts Rear: Multi-Link	Front: MacPherson Struts Rear: Multi-Link	Front: MacPherson Struts Rear: Multi-Link	Front: MacPherson Struts Rear: Multi-Link	Front: MacPherson Struts Rear: Multi-Link
Steering Type		Electronic Power Assisted Steering (EPAS)	Electronic Power Assisted Steering (EPAS)	Electronic Power Assisted Steering (EPAS)	Electronic Power Assisted Steering (EPAS)	Electronic Power Assisted Steering (EPAS)
Turning Circle Diameter, Curb to Curb	Meter	5.5	5.5	5.5	5.5	5.5
Wheel Type		Alloy	Alloy	Alloy	Alloy	Alloy
Wheel Size		17 x 7 J	17 x 7 J	19 x 7 J	19 x 7 J	19 x 7 J
Tyre Size		225/65R17	225/65R17	225/55R19	225/55R19	225/55R19
Wheel Type (Spare)	Temporary Steel	•	•	•	•	•
Wheel Size (Spare)		17 x 5.5 T	17 x 5.5 T	17 x 5.5 T	17 x 5.5 T	17 x 5.5 T
Tyre Size (Spare)		185/80R17	185/80R17	185/80R17	185/80R17	185/80R17
DIMENSIONS						
Overall Length	mm	4,550	4,550	4,550	4,550	4,550
Overall Width	mm	1,840	1,840	1,840	1,840	1,840
Overall Height	mm	1,675	1,675	1,680	1,680	1,680
Wheelbase	mm	2,700	2,700	2,700	2,700	2,700
Ground Clearance	mm	188	188	195	195	195
Curb Weight	kg	1,575	1,575	1,592	1,758	1,663
Boot Capacity	(w/ 2nd Row Rear Seats Up) (w/ 2nd Row Rear Seats Down)	442 1,342	442 1,342	442 1,342	442 1,342	442 1,342
EXTERIOR						
Front Headlights	LED	•	• (Signature)	• (Signature)	• (Signature)	• (Signature)
Front Headlights On/Off Function	Auto	•	•	•	•	•
Front Headlights Leveling	Auto	•	•	•	•	•
Daytime Running Lights	Bulb	•	•	•	•	•
	LED	-	•	•	•	•
Front Fog Lights	LED	•	•	•	•	•
Rear Combination Taillights	LED	•	• (Signature)	• (Signature)	• (Signature)	• (Signature)
Rear Fog Lights	Bulb	•	•	•	•	•
Reverse Lights	LED	•	•	•	•	•
Rain Sensing		•	•	•	•	•
Windshield Wipers	Variable Intermittent Function	•	•	•	•	•
Rear Wiper/Washer	w/ Intermittent Function	•	•	•	•	•
Mazda Advance Keyless Entry		-	•	•	•	•
One Touch Power Folding Side Mirrors With Integrated Turn	w/o Autofold	•	•	•	•	•
Body-Colour Door Handles	Body-Colour	•	•	•	•	•
Door Pillar Garnish	Black	•	-	-	-	-
	Piano Black	-	•	•	•	•
Antenna	"Shark Fin" Type	•	•	•	•	•
Rear Roof Spoiler		•	•	•	•	•
Power Tailgate		•	•	•	•	•
Dual Exhaust Outlets	w/ Bright Finish	•	•	•	•	•
Parking Sensors	Front x 4 Rear x 4	• •	• •	• •	• •	• •
INTERIOR						
Engine Start / Stop Button		•	•	•	•	•
Electronic Parking Brake		•	•	•	•	•
Steering Wheel Mounted Switches	Audio Control Bluetooth® Hands-Free Cruise Control	• • •	• • •	• • •	• • •	• • •
Accelerator Pedal	Organ Type	•	•	•	•	•
Rear View Mirror	w/ Auto Dimming	•	•	•	•	•
Dashboard Trim	Gun Metallic Metal & Wood	• -	• -	• -	• -	• -
Instrument Cluster	4.6 inch TFT LCD Standard Display 7" TFT Display at Center Meter	• -	• -	• -	• -	• -
One Touch (Up and Down) Power Window with Anti-Pinch	Front Driver & Passenger, Rear Passenger Both Side (4 Windows)	•	•	•	•	•
Active Driving Display (Head-Up Display)	Color Windshield-Projection Display	-	-	-	-	-
Steering Wheel Material	Leather	•	•	•	•	•
Steering Wheel Adjustment	Tilt and Telescopic	•	•	•	•	•
Sport Mode Drive Selection Switch		•	•	•	•	•
Gear Shift Knob	Leather	•	•	•	•	•
Air-Conditioning	Dual-Zone Auto Climate Control w/o Independent Rear Control	•	•	•	•	•
Rear Air Conditioning Vents		•	•	•	•	•
Retractable Cargo Cover		•	•	•	•	•
12-Volt Power Outlets	Front Center Arm Rest Cargo Area	• • •	• • •	• • •	• • •	• • •
Interior Lighting	Map Lights Cabin Light Cargo Area Light	• • •	• • •	• • •	• • •	• • •
Overhead Console With Sunglasses Holder	w/ Sunglasses Holder	•	•	•	•	•
Center Console Armrest with Covered Storage Bin	w/ Tray	•	•	•	•	•
Seatback Pockets	Driver and Passenger Side	•	•	•	•	•
Sunvisor With Vanity Mirror	(Driver & Passenger) w/ Light	• •	• •	• •	• •	• •
Carpeted Floor Mats		•	•	•	•	•
SEATS						
Seating Capacity		5	5	5	5	5
Front Seats With:	Manual Adjustment (Driver)	•	•	•	•	•
	2-Position Memory Function (Driver)	-	•	•	•	•
	10-Way Power Adjustment (Driver): Tilt, Lift, Lumbar, Slide and Recline	-	•	•	•	•
	Manual Adjustment (Passenger)	•	-	-	-	-
Rear Seats With:	6-Way Power Adjustment (Passenger)	-	•	•	•	•
	40/20/40 Split Fold with 3 Headrest (2nd Row)	•	•	•	•	•
	One-Touch Fold-Down with 2-Stage Reclining Rear Seatback (2nd Row)	•	•	•	•	•
Seats Trim:	Center Armrest with Integrated Cup Holders With USB Port x 2 (2nd Row) Fabric Leather	• • -	• • •	• • •	• • •	• • •

						
Model Name		2019 NEW MAZDA CX-5 2.0L GL SKYACTIV-G	2019 NEW MAZDA CX-5 2.0L GLS SKYACTIV-G	2019 NEW MAZDA CX-5 2.5L GLS SKYACTIV-G	2019 NEW MAZDA CX-5 2.5L TURBO	2019 NEW MAZDA CX-5 2.2L GLS SKYACTIV-D
Model Code		KW85MM1	KW85MM2	KW86MM1	KW87MM1	KW88MM1
Assembly		CKD	CKD	CKD	CKD	CKD
INFOTAINMENT						
Mazda Connect Infotainment System With Voice Command		•	•	•	•	•
Apple CarPlay® & Android® Auto Function**		•	•	•	•	•
Full Colour Touch Screen Display	7 - Inch	•	•	•	•	•
Multi-Function Commander Control		•	•	•	•	•
AM / FM Tuner		•	•	•	•	•
Auxiliary -Audio Input Jack (3.5mm Mini-Stereo)		•	•	•	•	•
Bluetooth® Hands-Free Phone and Audio Capability		•	•	•	•	•
Audio Speakers	Standard Speakers x 6	•	•	•	•	•
GPS Navigation System (3D & 2D Mode)		-	-	-	-	-
USB Ports	Center Armrest x 2 Rear Center Armrest x 2	•	•	•	•	•
Reverse Camera	w/ Back-Up Monitor w/ Distance And Width Guides Lines 360 View Monitor	•	-	-	-	-
ADVANCE TECHNOLOGY						
Mazda i-Stop Idling Technology		•	•	•	•	•
Mazda G-Vectoring Control Plus Technology (GVC Plus)		•	•	•	•	•
SAFETY						
SRS Airbags System	Front (Driver and Passenger) x 2 Side (Front) x 2 Curtain (Front and Rear) x 2	•	•	•	•	•
Anti-Lock Braking System (ABS)		•	•	•	•	•
Dynamic Stability Control (DSC)		•	•	•	•	•
Electronic Brake-Force Distribution (EBD)		•	•	•	•	•
Emergency Brake Assist (EBA)		•	•	•	•	•
Traction Control System (TCS)		•	•	•	•	•
Emergency Stop Signal (ESS)		•	•	•	•	•
Hill Launch Assist (HLA)		•	•	•	•	•
Auto Hold Function		•	•	•	•	•
Speed Sensing Auto Lock		•	•	•	•	•
Walk Away Lock		-	•	•	•	•
Seat-Belt Warning	Driver & Front Passenger 2nd Row	•	•	•	•	•
Seat-Belts	(w/ Pretensioners) (w/ Load Limiter) (w/ Height Adjustable Anchorages)	•	•	•	•	•
3-Point Seat Belts	Driver & Front Passenger Only	•	•	•	•	•
Seat Belts With Emergency Locking Retractor (ELR)	All Seats	•	•	•	•	•
ISOFIX Child Restraint Anchor Points And Top Tethers	All Seats	•	•	•	•	•
Engine-Immobilizer Anti-Theft System		•	•	•	•	•
ADVANCE SAFETY TECHNOLOGY						
Adaptive Front-Lighting System (AFS)		-	•	•	-	-
Adaptive LED Headlights (ALH)		-	-	-	•	•
Blind Spot Monitoring (BSM)		-	•	•	•	•
Rear Cross Traffic Alert (RCTA)		-	•	•	•	•
Lane Departure Warning System (LDWS)		-	-	-	•	•
Lane-Keep Assist System (LAS)		-	-	-	•	•
Driver Attention Alert (DAA)		-	-	•	•	•
Smart City Brake Support (SCBS)	Front Rear	-	•	•	•	•

2019 New Mazda CX-5 specification is updated as of: 11/9/2019.
 All vehicle models and specification shown are for Malaysia market only.
 Pictures shown are for illustration purposes only. It does not depict the actual vehicle
 *Fuel Efficiency for CX-5 2.0L, 2.5L, 2.2L Diesel are based on a combined fuel test cycle(Urban & Extra Urban). Test method: UN Regulation 101. Origin: United Nations
 ** Android Auto will be available upon official launch of service in Malaysia
 Date Prepared: 11/9/2019. Prepared By: Product Marketing Division.